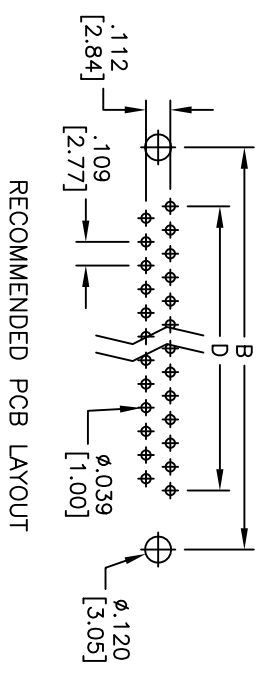
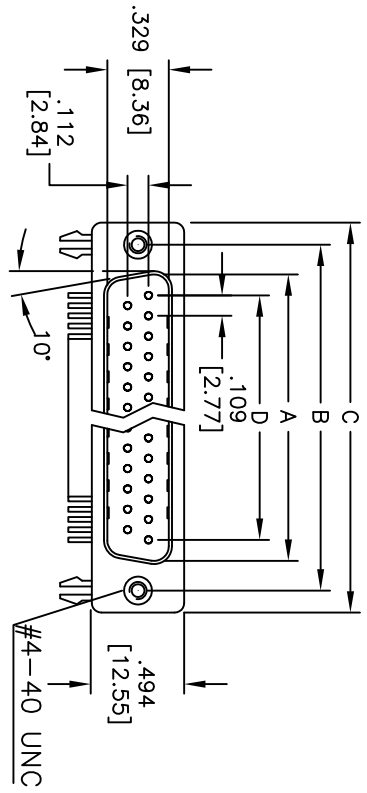
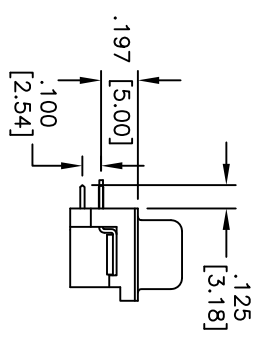
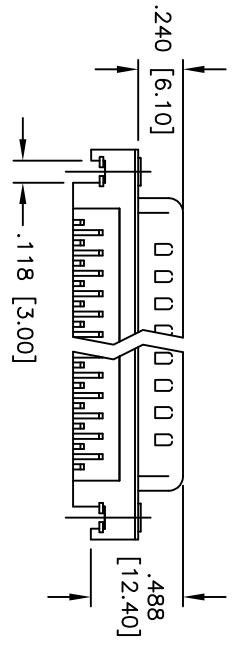


Rev	AWO #	Description	Date	Appr
-		RELEASED	4/22/05	
A		REDRAWN	7/14/11	
B		REVISED SPEC.	7/10/12	

APPROVED: _____
 DATE: _____ TITLE: _____



RECOMMENDED PCB LAYOUT



DXXX	NO. OF CONTACTS	DIMENSIONS			
		A	B	C	D
DE09	9	.666 [16.92]	.984 [24.99]	1.213 [30.81]	.436 [11.08]
DA15	15	.994 [25.25]	1.311 [33.30]	1.543 [39.20]	.763 [19.39]
DB25	25	1.573 [39.96]	1.852 [47.04]	2.089 [53.05]	1.309 [33.24]
DC37	37	2.182 [55.42]	2.500 [63.50]	2.732 [69.40]	1.963 [49.86]

ADAM TECH

909 Rahway Avenue, Union, NJ 07083
 Phone: 908-687-5000 Fax: 908-687-5710

TITLE: .197 [5.00] SLIMLINE D-SUB PLUG
 FORKED BOARDLOCKS, #4-40 INSERTS

SPECIFICATIONS:
 Material: Insulator color: Black
 Insulator: PBT, glass reinforced, rated UL 94V-0
 Contacts: Copper Alloy
 Shell: Steel, Nickel plated.
 Clinch Nut: Copper Alloy, Nickel plated
 Boardlock: Brass, Tin plated
 Plating: Gold flash over Nickel underplate overall
 Electrical: Operating voltage: 250 VAC max
 Current rating: 3 Amps max
 Contact resistance: 20 mohms max
 Insulation resistance: 1,000 Mohms max
 Dielectric withstanding voltage: 1,000 VAC for 1 minute
 Temperature Rating: Operating temperature: -55°C to +105°C
 Environmental: Lead free, RoHS compliant



UNLESS OTHERWISE SPECIFIED ALL DIMENSIONS ARE INCHES [MM]	
TOLERANCES: EXCEPT AS NOTED	
INCHES	HOLDS
.X ±.10	±.10
.XX ±.020	±.015
.XXX ±.015	±.010
APPROVALS	
DRAWN	DATE
SS	4/22/05
CHECKED	
APPROVED	

SIZE	PART NO.	REV.
X	DXXX-PN-24	B
REF:	S00087T	SCALE: NTS
SHEET 1 OF 1		